














CUTTING EQUIPMENTS

FOR JOINERY AND PORTAL MACHINING SYSTEMS

WOOD INDUSTRY

CUTTING EQUIPMENTS FOR JOINERY

CUTTING UNIT PARTS

TYPE	APPLICATION	DESCRIPTION	GROOVE WIDTH	SAW CHAIN PITCH
FSSONDER82	joinery and portal machining systems such as PBA, K2i, ...	guide bar length: 500 mm, full hard faced running surfaces	1.6 mm	3/8"
GUIDE BAR	 STAR-SHAPED PULLEY  incl. lubrication point			
SAW CHAINS	  HMH3/8", 8 mm kerf HZ75LP, 8 mm kerf			
FSSONDER84	portal machining systems such as PBA, ...	guide bar length: 500 mm, stellited running surfaces	3 mm	15 mm
GUIDE BAR	 STAR-SHAPED PULLEY  incl. lubrication point			
SAW CHAINS	   DURACUT, 12 mm kerf PROCUT, 12 mm kerf LOGMAX, 13 mm kerf			
FSSONDER88A FSSONDER88D	joinery machining systems such as K2i, ...	guide bar length: 1250 mm and 625 mm, fully hardened	1.6 mm	3/8"
GUIDE BAR	 STAR-SHAPED PULLEY  incl. lubrication point and optional with hard faced surface			
SAW CHAINS	  HMH3/8", 8 mm kerf HZ75LP, 8 mm kerf			

Y AND PORTAL MACHINING SYSTEMS

TYPE	APPLICATION	DESCRIPTION	GROOVE WIDTH	SAW CHAIN PITCH
FSSONDER88B FSSONDER88E	joinery machining systems such as K2i, ...	guide bar length: 1250 mm and 625 mm, fully hardened	2 mm	.404"
GUIDE BAR	 STAR-SHAPED PULLEY  incl. lubrication point and optional with hard faced surface			
SAW CHAINS	 HZ18HX 404/2, 9.5 mm kerf  HZ404 RMHS, 10.5 mm kerf			

MAINTENANCE SERVICES

PRINZ provides professional repair services of cutting unit parts for joinery machines and offers precise sharpening of saw chains as well as professional regeneration of guide bars.



before regeneration



after regeneration



TOP QUALITY ACCESSORIES

✓ RIVETING AND UNRIVETING DEVICES

quick and simple replacement of links • trouble-free shortening of an elongated saw chain

✓ JOLLY - SAW CHAIN SHARPENER


simple, manual operation • precise sharpening for optimal cutting

✓ SPECIAL PRINZ SAW CHAIN OIL

available in two viscosity versions: 100 and 150 • excellent lubrication and adhesive properties • available in 5-litre cans

✓ PRINZ PEG - GUIDE BAR REGENERATION DEVICE

After running surface grinding and removal of burr, the service life of guide bars and the remaining parts of the cutting unit is extended.



Errors and misprints excepted.



PRINZ
KETTENSAGETECHNIK