



PRINZ CUTTING UNITS

WOOD INDUSTRY

















PRINZ CUTTING UNITS

BEST CUT RESULTS WITH PRINZ CUTTING EQUIPMENTS





PRINZ guide bars, sprockets and pulleys, as well as all other parts are manufactured in-house at Loosdorf in Austria. They are made out of premium quality, solid steel and do not only fit PRINZ machines but also a majority of other cross-cut stations and round timber sorting/transporting carriages available on the market: Holtec, Österle, Baljer&Zembrod, Storti, Dolmar.

Our guide bars are principally available in 3 different versions:
high frequency hardened • with stellite layer on one side • with stellite layer on both sides

CUTTING EQUIPMENTS COMPATIBLE WITH PRINZ SAWS:

cross-cut saw	sprocket	guide bar - sprocket side	cutting length	guide bar - pulley side	pulley	groove width
PC120			140 cm 150 cm 175 cm			3 mm
TKS PROFICUT			100 cm, 120 cm 150 cm, 170 cm 200 cm, 225 cm 250 cm			2 mm 3 mm
DSH UMBAU MOBILCUT			100 cm, 125 cm 150 cm, 175 cm 200 cm, 225 cm 250 cm			2 mm 3 mm
RKS LOGSTAR			100 cm, 120 cm 150 cm, 170 cm 200 cm, 225 cm 250 cm			2 mm 3 mm

CUTTING EQUIPMENTS COMPATIBLE WITH SAWS OF OTHER MANUFACTURERS:

ES121 HOLTEC			100 cm, 130 cm 160 cm, 190 cm 250 cm			3 mm
-------------------------	---	---	--	--	---	------


We offer about 300 different cutting units.
Contact us if you have any questions.

PRINZ EXPERT-LINE GUIDE BARS

Up to 30% longer service life!

Perfectly suited for work in the most demanding conditions while cutting packages and round timber.

The running surfaces can be regenerated several times and a special coating guarantees the longest possible service life. Additionally, the running surfaces have excellent gliding properties for the chain and the special ground material guarantees the highest cut accuracy. EXPERT-LINE guide bars offer up to 30% longer service life compared to other guide bars with stellite layers on both sides.



EXPERT-LINE guide bars can be mounted on PRINZ, Holtec and Storti saws.

PRINZ SERVICES AND ACCESSORIES

Our services:

Most often, guide bars can be regenerated several times. Repairs, carried out at our factory in Austria, include straightening, grinding, groove miling, new stellite layer welding in running surfaces and painting.

Guide bars of other manufacturers can also be repaired.


✓ SPECIAL PRINZ SAW CHAIN OIL

available in two viscosity versions: 100 and 150 • for optimal protection of guide bars and saw chains • excellent lubrication and adhesive properties • PRINZ oil guarantees the longest service life of guide bars, saw chains, sprockets and pulleys • available in 5-litre cans



✓ PRINZ PEG EQUALIZING DEVICE

After running surface grinding and removal of burr, the service life of guide bars and the remaining parts of the cutting unit is extended.



Errors and misprints excepted

